

SUMMARY	ACTUAL	BUDGETED	OVER BUDGET
<i>Total income</i>			#VALUE!
<i>Total expenses</i>	#VALUE!	#VALUE!	#VALUE!
<i>Income less expenses:</i>	#VALUE!	#VALUE!	#VALUE!
INCOME DETAILS	ACTUAL	BUDGETED	OVER BUDGET
<i>Sales</i>			
<i>Interest earned</i>			
<i>Fees</i>			
<i>Commissions</i>			
<i>Rent</i>			
<i>Royalties</i>			
<i>Other</i>			
<i>Total income:</i>			#VALUE!
EXPENSE DETAILS	ACTUAL	BUDGETED	OVER BUDGET
SELLING			
<i>Salaries and wages</i>			
<i>Commissions</i>			
<i>Advertising</i>			
<i>Delivery</i>			
<i>Shipping</i>			
<i>Travel</i>			
<i>Other</i>			
<i>Total sales expenses:</i>			#VALUE!
<i>Percent of total:</i>	#VALUE!	#VALUE!	
ADMINISTRATIVE			
<i>Salaries and wages</i>			
<i>Employee benefits</i>			
<i>Payroll taxes</i>			
<i>Insurance</i>			
<i>Loans</i>			
<i>Office supplies</i>			
<i>Travel & entertainment</i>			
<i>Postage</i>			
<i>Furnishings</i>			
<i>Contributions</i>			
<i>Dues</i>			

<i>Other</i>		
Total admin. expenses:	#VALUE!	
Percent of total:	#VALUE!	#VALUE!
SERVICE & EQUIPMENT		
<i>Accounting</i>		
<i>Legal</i>		
<i>Utilities</i>		
<i>Telephone</i>		
<i>Equipment purchases</i>		
<i>Rent & maintenance</i>		
<i>Other</i>		
Total S&E expenses:	#VALUE!	
Percent of total:	#VALUE!	#VALUE!

#VALUE!

#VALUE!

#VALUE!

#VALUE!

#VALUE!

#VALUE!

This column contains labels used by the template's five charts. They will not be included when you print this sheet.

Total Income

Total Expenses

Sales

Interest

Fees

Commissions

Rent

Royalties

Other

Salaries

Commissions

Advertising

Delivery

Shipping

Travel

Other

Salaries

Benefits

Payroll

Insurance

Loans

Supplies

Travel

Postage

Furnish

Contribute

Dues

Other

Accounting

Legal

Utilities

Telephone

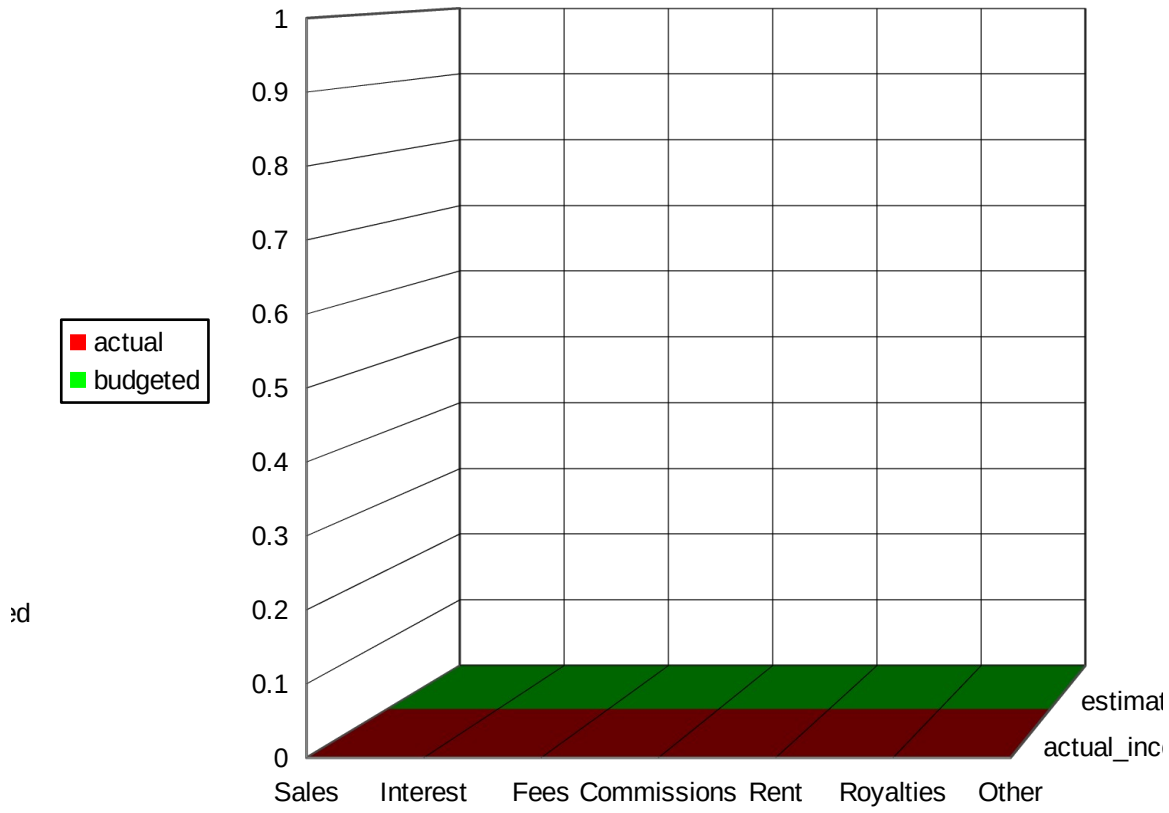
Equipment

Rentals

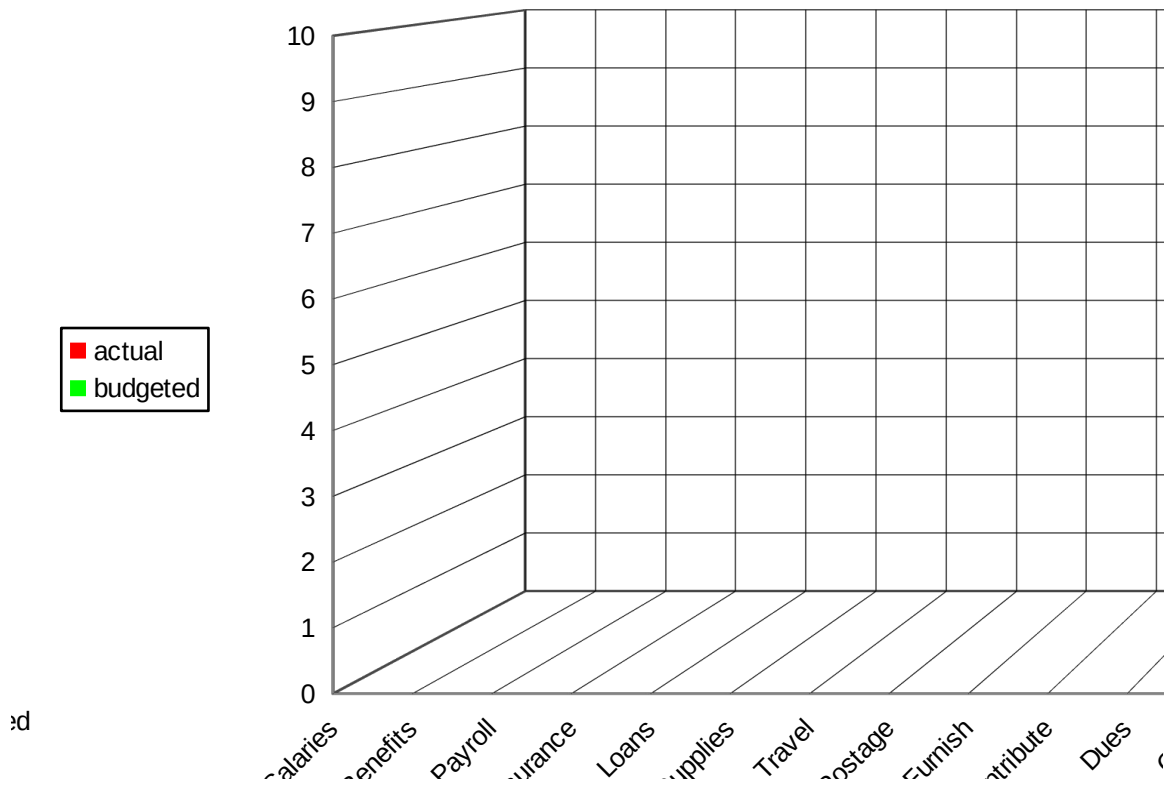
Other

Accounting Legal Utilities Telephone Equipment Rentals Other

Income Details



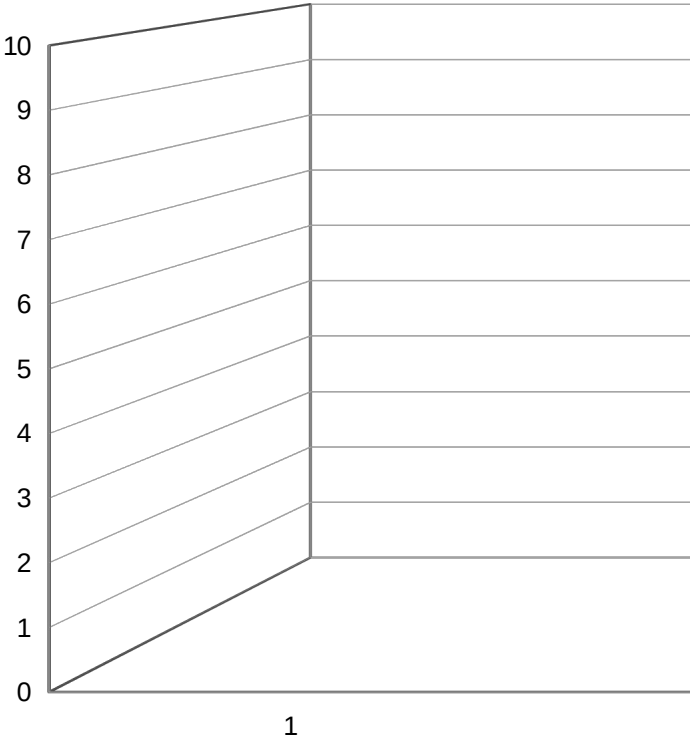
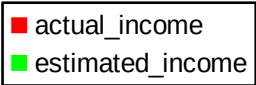
Administrative Expenses



§ 87(2)(b) Ins. 5. P. 1 Col.

Income and E:

Budget Versus



ted_income
ome

